


Silent Install

*for ClassPad Manager Subscription
ClassWiz Emulator Subscription
fx-CG500 Manager Subscription
fx-CG Manager PLUS Subscription
fx-Manager PLUS Subscription
fx-ES PLUS Emulator Subscription*

(for Windows[®])

User's Guide




CASIO Worldwide Education Website
<https://edu.casio.com>

Manuals are available in multi languages at
<https://world.casio.com/manual/calc/>

Installing Software with Silent Install

1. Use your mouse to click in one of the sequences below.

Windows 7: [Start] → [All Programs] → [Accessories]

Windows 8.1: [Start] → 

Windows 10: [Start] → [All apps] → [Windows System]

2. As administrator, right-click Command Prompt and execute it.

3. Navigate to the directory where the installer for the software you want to silent install is located.

4. Input the command below into the command line.

(1) For a Standalone License

ClassPad Manager Subscription (Ver. 2.01.2000.000 or higher)/fx-CG500 Manager Subscription:
"installer.exe*1" ISX_EID=License Code*2 LOCALE=Locale ID*3

ClassPad Manager Subscription (Ver. 2.01.0000 or lower)/ClassWiz Emulator Subscription/
fx-CG Manager PLUS Subscription/fx-Manager PLUS Subscription/fx-ES PLUS Emulator
Subscription:

"installer.exe*1" /!"Locale ID*3" /s /v"/qn ISX_EID= License Code*2"

Command input example:

"ClassPad Manager Subscription for ClassPad II Ver. 2.01.2000.exe" ISX_EID=12345-12345-12345-12345-12345-1234567 LOCALE=1033

"ClassWiz Emulator Subscription for fx-570EX_991EX Ver.1.00.exe" /!"1031" /s /v"/qn
ISX_EID=12345-12345-12345-12345-12345-1234567"

(2) For a Network License

ClassPad Manager Subscription/fx-CG500 Manager Subscription:
"installer.exe*1" ISX_IP= IP Address*4 LOCALE=Locale ID*3

ClassWiz Emulator Subscription/fx-CG Manager PLUS Subscription/fx-Manager PLUS
Subscription/fx-ES PLUS Emulator Subscription:

"installer.exe*1" /!"Locale ID*3" /s /v"/qn ISX_IP= IP Address*4"

Command input example:

"ClassPad Manager Subscription for ClassPad II Ver. 2.01.6000.exe" ISX_IP=128.1.25.182
LOCALE=1033

"ClassWiz Emulator Subscription for fx-570EX_991EX Ver.2.01.exe" /!"1031" /s /v"/qn ISX_
IP=128.1.25.182"

*1 Name of the installer of the software to be silent installed.

*2 Input the software License Code. Input a hyphen to separate license code segments.

*3 Input the Locale ID as a decimal value. See the Appendix of this manual for more information.

*4 Input the IP address of the License Server. Use dots (full-stops) to separate IP address segments.

5. Press the **Enter** key.
 - This executes the silent install.


Important!

- Activation is performed the first time you start up the software following silent install.
- In the case of a Standalone License, starting up the software after silent install is complete will display the Customer Installation screen. Select a country/area and then click [Activate] to complete activation.
- Activation will not be completed if your computer is unable to access the activation server.

Uninstalling Software with Silent Install

1. Use your mouse to click in one of the sequences below.

Windows 7: [Start] → [All Programs] → [Accessories]

Windows 8.1: [Start] → 

Windows 10: [Start] → [All apps] → [Windows System]

2. As administrator, right-click Command Prompt and execute it.

3. Input the command below into the command line.

ClassPad Manager Subscription (Ver. 2.01.2000.000 or higher)/fx-CG500 Manager Subscription:

"path*¹\maintenancetool.exe" QUIET=t

*¹ Specify the path to the directory where maintenancetool.exe is located.

ClassPad Manager Subscription (Ver. 2.01.0000 or lower)/ClassWiz Emulator Subscription/
fx-CG Manager PLUS Subscription/fx-Manager PLUS Subscription/fx-ES PLUS Emulator
Subscription:

msiexec /x {Product Code*²} /qn /norestart

*² Access the website at the following URL to check your required product code:

http://edu.casio.com/activation/Language_code*/code.html

* Specify the language displayed by your browser. See the Appendix of this manual for language codes.

Command input example:

"C:\Program Files\CASIO\ClassPad Manager Subscription for ClassPad II\maintenancetool.exe" QUIET=t

msiexec /x {A4AC075F-E486-42E0-B415-8ECA329559C8} /qn /norestart

4. Press the **Enter** key.

- This executes the silent uninstall.

Note

- Perform a silent uninstall when you want to extend the software license expiration date, etc. Silent install is performed following silent uninstall.

Appendix

Locale ID

Locale name	Decimal value	Locale name	Decimal value
Arabic	1025	Indonesian	1057
Basque	1069	Italian	1040
Catalan	1027	Japanese	1041
Chinese (Simplified)	2052	Korean	1042
Chinese (Traditional)	1028	Norwegian	1044
Czech	1029	Polish	1045
Danish	1030	Portuguese (Standard)	2070
Dutch	1043	Russian	1049
English (United States)	1033	Slovak	1051
Finnish	1035	Spanish	1034
French (Standard)	1036	Swedish	1053
German	1031	Vietnamese (Vietnam)	1066
Hungarian	1038	Serbian (Cyrillic)	3098

Language code

Language	Language code	Language	Language code
English	en	Dutch	nl
Spanish	es	Norwegian	no
German	de	Swedish	sv
French	fr	Finnish	fi
Portuguese	pt	Arabic	ar
Chinese	zh	Russian	ru
Italian	it	Japanese	ja

CASIO®

CASIO COMPUTER CO., LTD.

6-2, Hon-machi 1-chome
Shibuya-ku, Tokyo 151-8543, Japan