

Operation Guide 5612 5613

Congratulations upon your selection of this CASIO watch.

Important!

- This manual provides a brief overview of your watch.

E-1

For a full Operation Guide and Q&A information about this product, go to the website below.

<https://world.casio.com/manual/wat/>



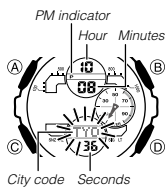
Contents

Configuring Home City, Time and Date Settings..... E-4
Mode Selection and Operations E-8
Specifying the Stopwatch Mode Distance E-12
Misaligned Hands.....E-14
SpecificationsE-15

E-2

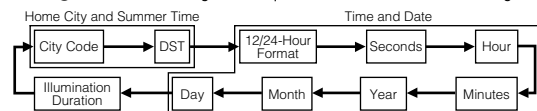
Configuring Home City, Time and Date Settings

- Configure Home City and summer time settings first. After that, configure time and date settings.



1. In the Timekeeping Mode, hold down (A) for at least three seconds until the city code flashes. This is the setting mode.

2. Press (C) to move the flashing in the sequence shown below to select settings.



E-4

3. Use (B) and (D) to change the selected setting.

Screen:	To do this:	Do this:
TYO	Change the city code	Use (D) (east) and (B) (west).
OFF	Toggle the DST setting between Daylight Saving Time (On) and Standard Time (OFF).	Press (D).
12H	Toggle between 12-hour (12H) and 24-hour (24H) timekeeping	Press (D).
36	Reset the seconds to 00	Press (D).
10 P 08	Change the hour and minutes	Use (D) (+) and (B) (-).

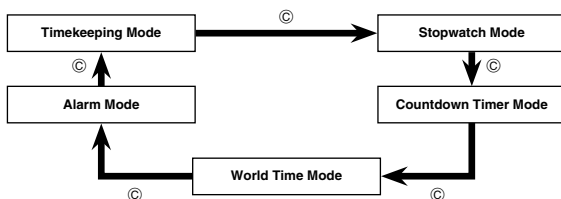
Screen:	To do this:	Do this:
2019 6 .30	Change the year, month, or day	Use (D) (+) and (B) (-).

4. Press (A) to exit the setting mode.

E-6

Mode Selection and Operations

- Press (C) to cycle between modes.

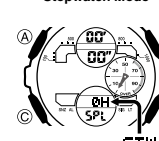


Timekeeping Mode



- (D): Changes display contents. Month, day ↔ Hour, minute

Stopwatch Mode

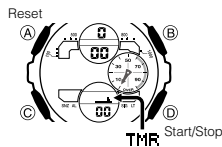


- (A) (Timing stopped): Resets to all zeros.
- (A) (Timing reset): Toggles between lap and split.
- Lap Time: (D) → (A) → (A) → (D) → (A)
- Split Time: (D) → (A) → (A) → (D) → (A)
- Start Lap Lap Stop Reset
- Start Split Split Stop Reset

E-8

E-9

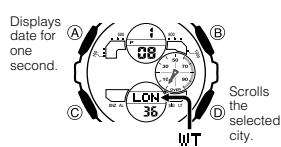
Countdown Timer Mode



- (A) (three seconds while start time displayed): Enters start time setting mode.
- (C): Cycles between settings.
- Start time (hour) → Start time (minutes) → Auto-repeat (on/off)
- (B), (D): Change selected setting.
- (D): Enables/disables auto-repeat.
- (A): Exits setting mode.

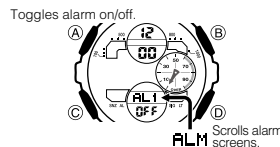
E-10

World Time Mode



- (A) + (B): Swaps Home Time and World Time.
- Holding down (A) for at least three seconds toggles summer time (DST) on and off.
- (D): Scrolls the selected city.

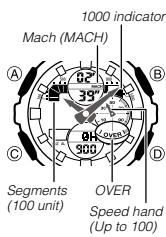
Alarm Mode



- (A) (three seconds): Enters alarm time setting mode.
- (C): Selects hour or minutes.
- (B), (D): Change selected setting.
- (A): Exits setting mode.

E-11

Speed Indication



- While an elapsed time measurement operation is being performed in the Stopwatch Mode, the watch will indicate a speed value, which is calculated based on the distance you specified and the elapsed time.

Specifying the Stopwatch Mode Distance

- (A) (three seconds, while stopwatch reset to all zeros): Enters distance setting mode.
- (C): Moves between distance value digits.
- (B), (D): Change selected setting.
- (A): Exits distance setting mode.

E-12

Light

- (B): Illuminates face.

Auto Light

- (B) (three seconds in the Timekeeping Mode): Enables/disables Auto Light.
- While enabled, light will turn on when watch is angled about 40 degrees or more from horizontal.

E-13

Misaligned Hands

Exposing the watch to strong magnetism or subjecting it to impact can cause speed, hour and minute hands to go out of alignment. If this happens, refer to "Hand Home Position Correction" in the Operation Guide available from the CASIO website.

E-14

Specifications

Accuracy at normal temperature: ± 15 seconds a month

Digital Timekeeping: Hour, minutes, seconds, p.m. (P), month, day, day of the week

Time format: 12-hour and 24-hour

Calendar system: Full Auto-calendar pre-programmed from the year 2000 to 2099

Other: Home City code (can be assigned one of 48 city codes); Standard Time / Daylight Saving Time (summer time)

Analog Timekeeping: Hour, minutes (hand moves every 20 seconds)

Stopwatch:

Measuring unit: 1/1000 second

Measuring capacity: 99:59:59.999"

Measuring modes: Elapsed time, Lap time, Split time

Other: Speed

E-15

Countdown Timer:

Measuring unit: 1 second
Input range: 1 minute to 24 hours (1-minute increments)
Other: Auto-repeat timing

World Time:

48 cities (29 time zones)
Other: Daylight Saving Time/Standard Time; Home City/World Time City Swapping

Alarms:

Four daily alarms, one snooze alarm; Hourly Time Signal
Illumination: LED (light-emitting diode); Auto Light Switch; Selectable illumination duration

Battery:

One lithium battery (Type: CR1220)
Approximate Battery Life: 2 years on type CR1220
(ten seconds of alarm operation per day, one illumination operation (1.5 seconds) per day)

Specifications are subject to change without notice.

E-16



City Code Table



L-1

City Code Table

City Code	City	UTC Offset/ GMT Differential
PPG	Pago Pago	-11
HNL	Honolulu	-10
ANC	Anchorage	-9
YVR	Vancouver	-8
LAX	Los Angeles	
YEA	Edmonton	-7
DEN	Denver	
MEX	Mexico City	-6
CHI	Chicago	
MIA	Miami	
YTO	Toronto	-5
NYC	New York	

City Code	City	UTC Offset/ GMT Differential
SCL	Santiago	-4
YHZ	Halifax	
YYT	St. Johns	-3.5
RIO	Rio De Janeiro	-3
RAI	Praia	-1
UTC		
LIS	Lisbon	0
LON	London	
MAD	Madrid	
PAR	Paris	
ROM	Rome	+1
BER	Berlin	
STO	Stockholm	

City Code	City	UTC Offset/ GMT Differential
ATH	Athens	
CAI	Cairo	+2
JRS	Jerusalem	
MOW	Moscow	+3
JED	Jeddah	
THR	Tehran	+3.5
DXB	Dubai	+4
KBL	Kabul	+4.5
KHI	Karachi	+5
DEL	Delhi	+5.5
DAC	Dhaka	+6
RGN	Yangon	+6.5

City Code	City	UTC Offset/ GMT Differential
BKK	Bangkok	+7
SIN	Singapore	
HKG	Hong Kong	+8
BJS	Beijing	
TPE	Taipei	
SEL	Seoul	+9
TYO	Tokyo	
ADL	Adelaide	+9.5
GUM	Guam	+10
SYD	Sydney	
NOU	Noumea	+11
WLG	Wellington	+12

- This table shows the city codes of this watch (As of July 2018).
- The rules governing global times (UTC offset and GMT differential) and summer time are determined by each individual country.

L-2

L-3