

Quick Reference Manual 5512



Congratulations upon your selection of this CASIO watch.

Bluetooth® is a registered trademark or trademark of Bluetooth SIG, Inc. of the United States.

Your watch has a Mobile Link function that allows it to communicate with a Bluetooth® mobile phone and adjust its time settings to match those of the mobile phone.

- This product complies with or has received approval under radio laws in various countries and geographic areas. Use of this product in an area where it does not conform to or where it has not been approved under applicable radio laws may be punishable under local laws. For details, visit <http://world.casio.com/ce/BLE/>.
- Use of this product inside of an aircraft is restricted by the aviation laws of each country. Be sure to obey instructions provided by flight personnel concerning use of devices such as this product.

For details about functions, go to the website below and select your language for the EQB-800.

<http://support.casio.com/wat/bs/>



Using the Watch

Charging

Remove the watch from your wrist and place it in a brightly lit area.

- The watch may become hot when exposed to light for charging. Take care to avoid burn injury.
- Avoid charging in locations where it is very hot.

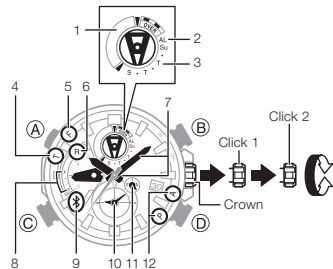
Power Saving

- Leaving the watch in a dark location for about one hour between the hours of 10 p.m. and 6 a.m. will cause the second hand to stop at 12 o'clock.
- Leaving the watch in a dark location for about one week will cause all hands to stop.

Battery Alerts

- Low Battery
Second hand jumps every two seconds (Low Battery Alert).
- Dead Battery
All hands stopped.

General Guide



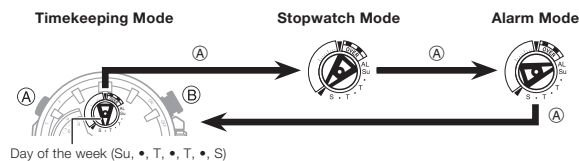
1. **∞/∞/OVER**: Lap time achievement area (Stopwatch)
2. **AL**: AL mark
3. Day of the week
4. **T**: Target lap setting
5. **F**: Fastest lap setting
6. **R**: Bluetooth connection standby
7. Hour and minute hands: Current time
8. **F/-/E**: Battery status
9. *****: Bluetooth Connection
10. **Dial (6 o'clock)**: Dual Time
11. **P/A**: Dual Time p.m./a.m.
12. **P-A**: Current time p.m./a.m.

* Hold down **(C)** for about 2 seconds to connect via Bluetooth.
The watch cannot connect to a phone while a stopwatch timing operation is in progress.

Selecting a Mode

Each press of **(A)** cycles between modes as shown below.

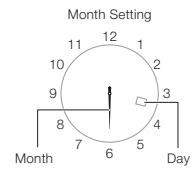
- Hold down **(A)** for about one second to enter the Timekeeping Mode.



Day of the week (Su, •, T, •, T, •, S)

Setting the Time

1. Rotate the crown towards you to loosen it.
2. Pull the crown out to the second click.
 - This enables setting of the hour and minute.
3. Rotate the crown to change the current hour and minute setting.
4. Press **(A)**.
 - This enables the month and day setting.
5. Use **(B)** to change the month setting.
6. Rotate the crown to change the day setting.



7. Press **(A)**.
 - This enables the year 10's digit setting.
8. Rotate the crown to change the year 10's digit setting.

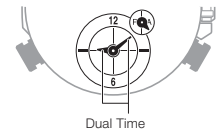


9. Press **(A)**.
 - This enables the year 1's digit setting.
10. Rotate the crown to change the year 1's digit setting.
11. After the settings are the way you want, push the crown back in and then screw it securely into place.



Changing the Dual Time Setting

1. Rotate the crown towards you to loosen it.
2. Pull the crown out to the first click.
3. Rotate the crown to move the hands to the time you want to set.
4. After the setting is the way you want, push the crown back in and then screw it securely into place.



Specifications

Accuracy at normal : ±15 seconds a month
temperature

Timekeeping	: Hour, minute (hands move at 10-second intervals), second; 24-hour timekeeping, date, day of the week Calendar system: Full-auto calendar from 2000 to 2099 Others: Dual time (hour, minute; 24-hour timekeeping; Swapping with Home Time)
Stopwatch	: Measuring unit: 1/20 (0.05) seconds Measuring capacity: 23:59'59.95" (24 hours) Measurement functions: Elapsed time, split times, time difference indication
Alarm	: Setting units: Hour, minute Beeper: 10 seconds
Mobile Link Functions	: Auto Time Correction Time setting adjusted automatically at preset time. One-touch Time Correction Manual connection and time adjustment Phone finder Watch operation sounds the alert sound of the mobile phone. World Time Current time for approximately 300 cities selected for the watch Home Time/World Time swapping Auto summer time switching Automatic switching between standard time and summer time Stopwatch Settings Target time; display of difference between current lap time and fastest lap time or target lap time Stopwatch data transfer 1/1000-second Stopwatch: 100 lap/split time records (date and time, lap/split time, lap number) Alarm Hand position correction Data Communication Specifications Bluetooth® Frequency Band: 2440MHz-2480MHz Maximum Transmission: 0 dBm (1 mW) Communication range: 2 meters max. (depends on environment)
Other	: Power Saving; Low battery alert; Battery level indication
Power Supply	: Solar panel and one rechargeable battery
Approximate Battery Life	: 5 months Conditions • Mobile Link: 4 times (40 seconds)/day • Alarm: Once (10 seconds)/day • Power Saving: 6 hours/day