

Quick Reference Manual 5537

CASIO®

Congratulations upon your selection of this CASIO watch.

Bluetooth® is a registered trademark or trademark of Bluetooth SIG, Inc. of the United States.

Your watch has a Mobile Link function that allows it to communicate with a Bluetooth® mobile phone and adjust its time settings to match those of the mobile phone.

- This product complies with or has received approval under radio laws in various countries and geographic areas. Use of this product in an area where it does not conform to or where it has not been approved under applicable radio laws may be punishable under local laws. For details, visit <http://world.casio.com/ce/BLE/>.
- Use of this product inside of an aircraft is restricted by the aviation laws of each country. Be sure to obey instructions provided by flight personnel concerning use of devices such as this product.

Visit the website below for the operation manual (Operation Guide) of this watch.
<http://world.casio.com/manual/wat/>



Using the Watch

Charging

Remove the watch from your wrist and place it in a brightly lit area.

- The watch may become hot when exposed to light for charging. Take care to avoid burn injury.
- Avoid charging in locations where it is very hot.

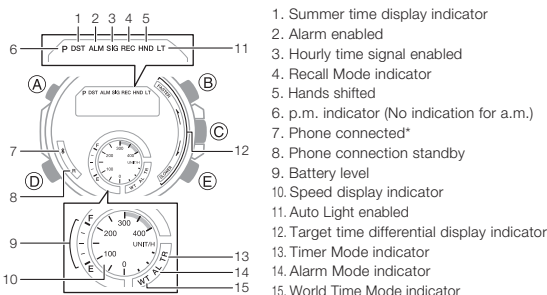
Power Saving

- Leaving the watch in a dark location for about one hour between the hours of 10 p.m. and 6 a.m. will cause the second hand to stop at 12 o'clock.
- Leaving the watch in a dark location for about one week will cause all hands to stop.

Battery Alerts

- Low Battery
Second hand jumps every two seconds (Low Battery Alert).
- Dead Battery
All hands stopped.

General Guide

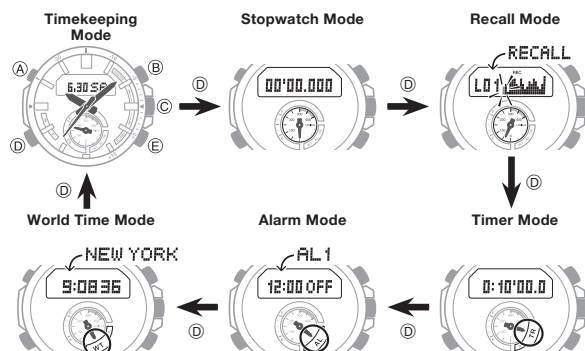


* Hold down (C) for about 1.5 seconds to establish a Bluetooth connection with a phone.

Selecting a Mode

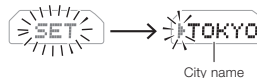
Each press of (D) cycles between modes as shown below.

- Hold down (D) for at least two seconds to enter the Timekeeping Mode.



Setting the Time

- In the Timekeeping Mode, hold down (A). Release the button when the city name appears.
 - [SET] will flash and then the city name will appear.



- Press (D) twice display the seconds setting screen.



- Press (E) to reset the seconds count to 00.
 - 30 to 59 seconds: Adds 1 to minutes.

- Press (D) to move the flashing to the hour setting.
- Use (E) and (B) to change the setting.
- Press (D) to move the flashing to the minute setting.
- Use (E) and (B) to change the setting.
- Press (D) to move the flashing to the year setting.
- Use (E) and (B) to change the setting.
- Press (D) to move the flashing to the month setting.
- Use (E) and (B) to change the setting.
- Press (D) to move the flashing to the day setting.
- Use (E) and (B) to change the setting.
- Press (A) to exit the setting screen.

Specifications

Accuracy at Normal Temperature:	±15 seconds per month average when time adjustment by communication with a phone is not possible.
Analog Timekeeping:	Hour, minute (moves every 10 seconds), second
Digital Timekeeping:	Hour, minute, second, month, day, day of the week, a.m./p.m. (P)/24-hour timekeeping, Full Auto Calendar (2000 to 2099), Summer Time
Stopwatch/Data Recall:	Measurement unit: 1/1000 seconds (first hour); 1/10 seconds (after first hour) Measurement range: 23 hours, 59 minutes, 59.9 seconds Measurement functions: Normal elapsed time; cumulative time; lap times; 200-record data memory
Timer:	Target time alarm: 3 target time settings (FASTEST, TARGET, LAST); 1-second beep sounds at target times Measuring unit: 1/10 seconds Countdown range: 24 hours Setting unit: 1 second 10-second beeper at countdown end
World Time:	Current time in 39 cities (39 time zones) plus UTC time; summer time; Home City/World Time swapping
Alarms:	Alarms: 5 Selectable alarm type: DAILY, 1TIME, SCHEDULE DAILY, 1TIME Setting units: Hour, minute SCHEDULE Setting units: Year, month, day, hour, minute Alarm tone duration: 10 seconds Hourly time signal: Beep every hour on the hour
Mobile Link:	Auto time correction Time setting adjusted automatically at preset time. One-touch time correction Manual connection and time adjustment Phone finder Watch operation sounds the alert sound of the mobile phone. World Time Current time for approximately 300 cities selected for the watch Home Time/World Time swapping Stopwatch data transfer 200 lap time records (date and time, lap time, lap number) Auto summer time switching Automatic switching between standard time and summer time Timer setting Alarm setting Hand position correction Data Communication Specifications Bluetooth® Frequency band: 2400 MHz to 2480 MHz Maximum transmission: 0 dBm (1 mW) Communication range: 2 meters max. (depends on environment)
Other:	High-brightness DOUBLE LED light; illumination duration setting; Auto Light Switch (Full Auto Light operates only in the dark); operation tone on/off; Hand Shift; Battery level indicator, Power saving
Power Supply:	Solar panel and 1 rechargeable battery
Approximate Battery Life:	6 months Conditions: • Auto time correction: 4 times/day • Alarm: Once (10 seconds)/day • Illumination: Once (1.5 seconds)/day

Specifications are subject to change without notice.