

Quick Reference Manual 5459/5460



Congratulations upon your selection of this CASIO watch.

Bluetooth® is a registered trademark or trademark of Bluetooth SIG, Inc. of the United States.

Your watch has a Mobile Link function that allows it to communicate with a Bluetooth® SMART mobile phone and adjust its time settings to match those of the mobile phone.

- This product complies with or has received approval under radio laws in various countries and geographic areas. Use of this product in an area where it does not conform to or where it has not been approved under applicable radio laws may be punishable under local laws. For details, visit <http://world.casio.com/ce/BLE/>.
- Use of this product inside of an aircraft is restricted by the aviation laws of each country. Be sure to obey instructions provided by flight personnel concerning use of devices such as this product.

For the user's guide of this watch, go to the website below and select your language for your watch model (SHB-100 or SHB-200).
<http://support.casio.com/wat/bs/>



Using the Watch

Charging

Remove the watch from your wrist and place it in a brightly lit area.

- The watch may become hot when exposed to light for charging. Take care to avoid burn injury.
- Avoid charging in locations where it is very hot.

Power Saving

- Leaving the watch in a dark location for about one week will cause all hands to stop at 12 o'clock.

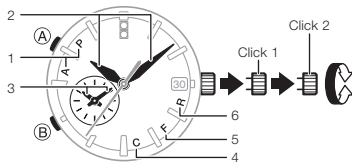
Battery Alerts

- Low Battery
Second hand jumps every two seconds (Low Battery Alert).
- Dead Battery
All hands stopped at 12 o'clock.

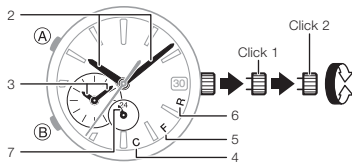
Watch Operations

You can view the current time in your Home City and in one more time zone.

Module 5459 : SHB-100



Module 5460 : SHB-200

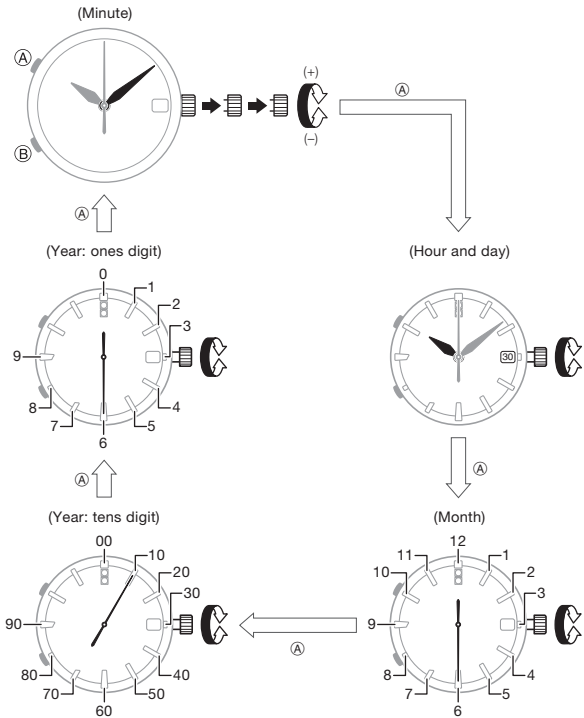


1. Indicate A.M. or P.M. when setting the Dual Time.
2. Home Time hour and minute hands
3. Dual Time hour and minute hands
4. Bluetooth Connection*
5. Phone finder
6. Bluetooth standby
7. Dual Time 24-hour hand

* Hold down (B) for about 1.5 seconds to connect via Bluetooth.

To configure Home Time settings

1. Pull the crown out to the second click, and then set the Home Time.
 - Rotate crown: Away (+), Towards you (-).
 - Use (A) to cycle through the available settings in the sequence shown below.



2. Push the crown back in.

Specifications

Accuracy at normal : ±15 seconds a month
 temperature

Timekeeping	: Hour, minute, second, date Calendar system: Full-auto calendar from 2000 to 2099 Others: Dual time (hour, minute), Swapping with Home Time, 24-hour timekeeping (Module 5460 only)
Mobile Link Functions	: Auto Time Correction Time setting automatically adjusted during a fixed time period. Auto summer time switching Automatic switching between standard time and summer time. Phone finder Watch operation sounds the alert of the mobile phone. Hand position correction Data Communication Specifications Bluetooth® Frequency Band: 2440MHz-2480MHz Maximum Transmission: 0 dBm (1 mW) Communication range: 2 meters max. (depends on environment)
Other	: Power Saving; Low battery alert
Power Supply	: Solar panel and one rechargeable battery
Approximate Battery Life	: 7 months Conditions • Auto time correction: 4 times/day