

# Drum Assignment List

Key/Note Number	00:StandardSet 1	01:StandardSet 2	08:Room Set	16:Power Set	24:Elec.Set	25:Synth-Set 1	30:Synth-Set 2	32:Jazz Set	40:Brush Set	48:Orch.Set
C1 0	-	-	-	-	-	-	-	-	-	-
<b>CH1 1</b>	-	-	-	-	-	-	-	-	-	-
D1 2	-	-	-	-	-	-	-	-	-	-
<b>E1 3</b>	-	-	-	-	-	-	-	-	-	-
E1 4	-	-	-	-	-	-	-	-	-	-
F1 5	-	-	-	-	-	-	-	-	-	-
<b>F1 6</b>	-	-	-	-	-	-	-	-	-	-
G1 7	-	-	-	-	-	-	-	-	-	-
<b>A1 8</b>	-	-	-	-	-	-	-	-	-	-
A1 9	-	-	-	-	-	-	-	-	-	-
<b>B1 10</b>	-	-	-	-	-	-	-	-	-	-
B1 11	-	-	-	-	-	-	-	-	-	-
C0 12	-	-	-	-	-	-	-	-	-	-
<b>CH0 13</b>	-	-	-	-	-	-	-	-	-	-
D0 14	-	-	-	-	-	-	-	-	-	-
<b>E0 15</b>	-	-	-	-	-	-	-	-	-	-
E0 16	-	-	-	-	-	-	-	-	-	-
F0 17	-	-	-	-	-	-	-	-	-	-
<b>F0 18</b>	-	-	-	-	-	-	-	-	-	-
G0 19	-	-	-	-	-	-	-	-	-	-
<b>A0 20</b>	-	-	-	-	-	-	-	-	-	-
A0 21	-	-	-	-	-	-	-	-	-	-
<b>B0 22</b>	-	-	-	-	-	-	-	-	-	-
B0 23	-	-	-	-	-	-	-	-	-	-
C1 24	Concert SD	Concert SD	Concert SD	Concert SD	Concert SD	Concert SD	Concert SD	Concert SD	Concert SD	Concert SD
<b>CH1 25</b>	Snare Roll	Snare Roll	Snare Roll	Snare Roll	Snare Roll	Snare Roll	Snare Roll	Snare Roll	Snare Roll	Snare Roll
D1 26	Finger Snap 2	Finger Snap 2	Finger Snap 2	Finger Snap 2	Finger Snap 1	Finger Snap 2	Finger Snap 2	Finger Snap 1	Finger Snap 1	Finger Snap 1
<b>E1 27</b>	High Q	High Q	High Q	High Q	High Q	High Q	High Q	High Q	High Q	Closed Hi-Hat
E1 28	Slap	Slap	Slap	Slap	Slap	Slap	Slap	Slap	Slap	Pedal Hi-Hat
F1 29	Scratch Push 1	Scratch Push 1	Scratch Push 1	Scratch Push 1	Scratch Push 2	Scratch Push 2	Scratch Push 2	Scratch Push 1	Scratch Push 1	Open Hi-Hat
<b>F1 30</b>	Scratch Pull 1	Scratch Pull 1	Scratch Pull 1	Scratch Pull 1	Scratch Pull 2	Scratch Pull 2	Scratch Pull 2	Scratch Pull 1	Scratch Pull 1	Ride Cymbal 1
G1 31	Sticks	Sticks	Sticks	Sticks	Sticks	Sticks	Sticks	Sticks	Sticks	Sticks
<b>A1 32</b>	Square Click	Square Click	Square Click	Square Click	Square Click	Square Click	Square Click	Square Click	Square Click	Square Click
A1 33	Metronome Click	Metronome Click	Metronome Click	Metronome Click	Metronome Click	Metronome Click	Metronome Click	Metronome Click	Metronome Click	Metronome Click
<b>B1 34</b>	Metronome Bell	Metronome Bell	Metronome Bell	Metronome Bell	Metronome Bell	Metronome Bell	Metronome Bell	Metronome Bell	Metronome Bell	Metronome Bell
B1 35	Standard1 Kick 2	Standard2 Kick 2	Room Kick 2	Power Kick 2	Electric Kick 2	Synth1 Kick 2	Techno Kick 2	Jazz Kick 2	Jazz Kick 2	Jazz Kick 1
<b>C2 36</b>	Standard1 Kick 1	Standard2 Kick 1	Room Kick 1	Power Kick 1	Electric Kick 1	Synth1 Kick 1	Synth2 Kick 1	Jazz Kick 1	Jazz Kick 1	Concert BD 1
C2 37	Side Stick	Side Stick	Side Stick	Power Side Stick	Side Stick	Synth1 Rim Shot	Synth2 Rim	Side Stick	Side Stick	Side Stick
D2 38	Standard1 Snare 1	Standard2 Snare 1	Room Snare 1	Power Snare 1	Electric Snare 1	Synth1 Snare 1	Synth2 Snare 1	Jazz Snare 1	Brush Snare 1	Concert SD
E2 39	Hand Clap 1	Hand Clap 1	Hand Clap 1	Hand Clap 3	Hand Clap 3	Synth2 Hand Clap	Synth2 Hand Clap	Hand Clap 2	Brush Slap	Casianets
E2 40	Standard1 Snare 2	Standard2 Snare 2	Room Snare 2	Power Snare 2	Electric Snare 2	Synth1 Snare 2	Synth2 Snare 2	Jazz Snare 2	Brush Snare 2	Concert SD
F2 41	Low Tom 2	Low Tom 2	Room Low Tom 2	Power Low Tom 2	Electric Low Tom 2	Synth1 Low Tom 2	Synth2 Low Tom 2	Low Tom 2	Brush Low Tom 2	Timpani F
<b>F2 42</b>	Closed Hi-Hat	Closed Hi-Hat	Closed Hi-Hat	Power CHH	Closed Hi-Hat	Synth1 Closed HH 1	Synth2 Closed HH 1	Closed Hi-Hat	Brush Closed Hi-Hat	Timpani F#
G2 43	Low Tom 1	Low Tom 1	Room Low Tom 1	Power Low Tom 1	Electric Low Tom 1	Synth1 Low Tom 1	Synth2 Low Tom 1	Low Tom 1	Brush Low Tom 1	Timpani G
<b>A2 44</b>	Pedal Hi-Hat	Pedal Hi-Hat	Pedal Hi-Hat	Power PHH	Pedal Hi-Hat	Synth1 Closed HH 2	Synth2 Closed HH 2	Pedal Hi-Hat	Pedal Hi-Hat	Timpani G#
A2 45	Mid Tom 2	Mid Tom 2	Room Mid Tom 2	Power Mid Tom 2	Electric Mid Tom 2	Synth1 Mid Tom 2	Synth2 Mid Tom 2	Mid Tom 2	Brush Mid Tom 2	Timpani A
<b>E2 46</b>	Open Hi-Hat	Open Hi-Hat	Open Hi-Hat	Power OHH	Open Hi-Hat	Synth1 Open HH	Synth2 Open HH	Open Hi-Hat	Brush Open Hi-Hat	Timpani A#
B2 47	Mid Tom 1	Mid Tom 1	Room Mid Tom 1	Power Mid Tom 1	Electric Mid Tom 1	Synth1 Mid Tom 1	Synth2 Mid Tom 1	Mid Tom 1	Brush Mid Tom 1	Timpani B

## Appendix

Key/Note Number	00:StandardSet 1	01:StandardSet 2	08:Room Set	16:Power Set	24:Elec.Set	25:Synth-Set 1	30:Synth-Set 2	32:Jazz Set	40:Brush Set	48:Orch.Set
C3 48	High Tom 2	High Tom 2	Room High Tom 2	Power High Tom 2	Electric High Tom 2	Synth1 High Tom 2	Synth2 High Tom 2	High Tom 2	Brush High Tom 2	Timpani c
C#3 49	Crash Cymbal 1	Crash Cymbal 1	Crash Cymbal 1	Crash Cymbal 1	Crash Cymbal 1	Synth1 Crash Cymbal	Synth2 Crash Cymbal 1	Crash Cymbal 1	Brush Crash Cymbal 1	Timpani c#
D3 50	High Tom 1	High Tom 1	Room High Tom 1	Power High Tom 1	Electric High Tom 1	Synth1 High Tom 1	Synth2 High Tom 1	High Tom 1	Brush High Tom 1	Timpani d
E#3 51	Ride Cymbal 1	Ride Cymbal 1	Ride Cymbal 1	Ride Cymbal 1	Ride Cymbal 1	Synth2 Ride Cymbal	Synth2 Ride Cymbal	Ride Cymbal Inner	Ride Cymbal Inner	Timpani d#
E3 52	Chinese Cymbal	Chinese Cymbal	Chinese Cymbal	Chinese Cymbal	Reverse Cymbal	Chinese Cymbal	Chinese Cymbal	Chinese Cymbal	Chinese Cymbal	Timpani e
F3 53	Ride Bell	Ride Bell	Ride Bell	Ride Bell	Ride Bell	Ride Bell	Ride Bell	Ride Bell	Brush Ride Bell	Timpani f
F#3 54	Tambourine 1	Tambourine 1	Tambourine 1	Tambourine 1	Tambourine 1	Synth1 Tambourine	Tambourine 2	Tambourine 1	Tambourine 1	Tambourine 1
G3 55	Splash Cymbal	Splash Cymbal	Splash Cymbal	Splash Cymbal	Splash Cymbal	Splash Cymbal	Splash Cymbal	Splash Cymbal	Splash Cymbal	Splash Cymbal
A#3 56	Cowbell	Cowbell	Cowbell	Cowbell	Cowbell	Synth1 Cowbell	Synth1 Cowbell	Cowbell	Cowbell	Cowbell
A3 57	Crash Cymbal 2	Crash Cymbal 2	Crash Cymbal 2	Crash Cymbal 2	Crash Cymbal 2	Synth2 Crash Cymbal 2	Crash Cymbal 2	Crash Cymbal 2	Brush Crash Cymbal 2	Concert Cymbal 2
B#3 58	Vibra-slap	Vibra-slap	Vibra-slap	Vibra-slap	Vibra-slap	Vibra-slap	Vibra-slap	Vibra-slap	Vibra-slap	Vibra-slap
B3 59	Ride Cymbal 2	Ride Cymbal 2	Ride Cymbal 2	Ride Cymbal 2	Ride Cymbal 2	Ride Cymbal 2	Ride Cymbal 2	Ride Cymbal 2	Ride Cymbal 2	Concert Cymbal 1
C4 60	High Bongo	High Bongo	High Bongo	High Bongo	High Bongo	Synth1 High Bongo	High Bongo	High Bongo	High Bongo	High Bongo
C#4 61	Low Bongo	Low Bongo	Low Bongo	Low Bongo	Low Bongo	Synth1 Low Bongo	Low Bongo	Low Bongo	Low Bongo	Low Bongo
D4 62	Mute High Conga	Mute High Conga	Mute High Conga	Mute High Conga	Mute High Conga	Synth1 Mute Hi Conga	Mute High Conga	Mute High Conga	Mute High Conga	Mute High Conga
E#4 63	Open High Conga	Open High Conga	Open High Conga	Open High Conga	Open High Conga	Synth1 Open Hi Conga	Open High Conga	Open High Conga	Open High Conga	Open High Conga
E4 64	Open Low Conga	Open Low Conga	Open Low Conga	Open Low Conga	Open Low Conga	Synth1 Open Low Conga	Open Low Conga	Open Low Conga	Open Low Conga	Open Low Conga
F4 65	High Timbale	High Timbale	High Timbale	High Timbale	High Timbale	High Timbale	High Timbale	High Timbale	High Timbale	High Timbale
F#4 66	Low Timbale	Low Timbale	Low Timbale	Low Timbale	Low Timbale	Low Timbale	Low Timbale	Low Timbale	Low Timbale	Low Timbale
G4 67	High Agogo	High Agogo	High Agogo	High Agogo	High Agogo	High Agogo	High Agogo	High Agogo	High Agogo	High Agogo
A#4 68	Low Agogo	Low Agogo	Low Agogo	Low Agogo	Low Agogo	Low Agogo	Low Agogo	Low Agogo	Low Agogo	Low Agogo
A4 69	Cabasa	Cabasa	Cabasa	Cabasa	Cabasa	Cabasa	Cabasa	Cabasa	Cabasa	Cabasa
B#4 70	Maracas	Maracas	Maracas	Maracas	Maracas	Synth1 Maracas	Synth1 Maracas	Maracas	Maracas	Maracas
B4 71	Short High Whistle	Short High Whistle	Short High Whistle	Short High Whistle	Short High Whistle	Short High Whistle	Short High Whistle	Short High Whistle	Short High Whistle	Short High Whistle
C5 72	Long Low Whistle	Long Low Whistle	Long Low Whistle	Long Low Whistle	Long Low Whistle	Long Low Whistle	Long Low Whistle	Long Low Whistle	Long Low Whistle	Long Low Whistle
C#5 73	Short Guiro	Short Guiro	Short Guiro	Short Guiro	Short Guiro	Short Guiro	Short Guiro	Short Guiro	Short Guiro	Short Guiro
D5 74	Long Guiro	Long Guiro	Long Guiro	Long Guiro	Long Guiro	Synth1 Guiro	Synth1 Guiro	Long Guiro	Long Guiro	Long Guiro
E#5 75	Claves	Claves	Claves	Claves	Claves	Synth1 Claves	Synth1 Claves	Claves	Claves	Claves
E5 76	High Wood Block	High Wood Block	High Wood Block	High Wood Block	High Wood Block	High Wood Block	High Wood Block	High Wood Block	High Wood Block	High Wood Block
F5 77	Low Wood Block	Low Wood Block	Low Wood Block	Low Wood Block	Low Wood Block	Low Wood Block	Low Wood Block	Low Wood Block	Low Wood Block	Low Wood Block
F#5 78	Mute Cuica	Mute Cuica	Mute Cuica	Mute Cuica	Mute Cuica	High Hoo	Mute Cuica	Mute Cuica	Mute Cuica	Mute Cuica
G5 79	Open Cuica	Open Cuica	Open Cuica	Open Cuica	Open Cuica	Low Hoo	Open Cuica	Open Cuica	Open Cuica	Open Cuica
A#5 80	Mute Triangle	Mute Triangle	Mute Triangle	Mute Triangle	Mute Triangle	Elec. Mute Triangle	Elec. Mute Triangle	Mute Triangle	Mute Triangle	Mute Triangle
A5 81	Open Triangle	Open Triangle	Open Triangle	Open Triangle	Open Triangle	Elec. Open Triangle	Elec. Open Triangle	Open Triangle	Open Triangle	Open Triangle
B#5 82	Shaker	Shaker	Shaker	Shaker	Shaker	Synth1 Shaker	Synth1 Shaker	Shaker	Shaker	Shaker
B5 83	Jingle Bell	Jingle Bell	Jingle Bell	Jingle Bell	Jingle Bell	Jingle Bell	Jingle Bell	Jingle Bell	Jingle Bell	Jingle Bell
C6 84	Bell Tree	Bar Chimes	Bell Tree	Bell Tree	Bell Tree	Bell Tree	Bell Tree	Bell Tree	Bell Tree	Bell Tree
C#6 85	Castanets	Castanets	Castanets	Castanets	Castanets	Castanets	Castanets	Castanets	Castanets	Castanets
D6 86	Mute Surdo	Mute Surdo	Mute Surdo	Mute Surdo	Mute Surdo	Mute Surdo	Mute Surdo	Mute Surdo	Mute Surdo	Mute Surdo
E#6 87	Open Surdo	Open Surdo	Open Surdo	Open Surdo	Open Surdo	Open Surdo	Open Surdo	Open Surdo	Open Surdo	Open Surdo
E6 88	Applause 2	Applause 2	Applause 2	Applause 2	Applause 2	Applause 2	Applause 2	Applause 1	Applause 1	Applause 1
F6 89	-	-	-	-	-	-	-	-	-	-
F#6 90	-	-	-	-	-	-	-	-	-	-
G6 91	-	-	-	-	-	-	-	-	-	-
A#6 92	-	-	-	-	-	-	-	-	-	-
A6 93	-	-	-	-	-	-	-	-	-	-
B#6 94	-	-	-	-	-	-	-	-	-	-
B6 95	-	-	-	-	-	-	-	-	-	-

Appendix

Key/Note Number	00:StandardSet 1	01:StandardSet 2	08:Room Set	16:Power Set	24:Elec.Set	25:Synth-Set 1	30:Synth-Set 2	32:Jazz Set	40:Brush Set	48:Orch.Set
C7 96	-	-	-	-	-	-	-	-	-	-
<b>C#7 97</b>	-	-	-	-	-	-	-	-	-	-
D7 98	-	-	-	-	-	-	-	-	-	-
<b>E#7 99</b>	-	-	-	-	-	-	-	-	-	-
E7 100	-	-	-	-	-	-	-	-	-	-
F7 101	-	-	-	-	-	-	-	-	-	-
<b>F#7 102</b>	-	-	-	-	-	-	-	-	-	-
G7 103	-	-	-	-	-	-	-	-	-	-
<b>A#7 104</b>	-	-	-	-	-	-	-	-	-	-
A7 105	-	-	-	-	-	-	-	-	-	-
<b>B#7 106</b>	-	-	-	-	-	-	-	-	-	-
B7 107	-	-	-	-	-	-	-	-	-	-
C8 108	-	-	-	-	-	-	-	-	-	-
<b>C#8 109</b>	-	-	-	-	-	-	-	-	-	-
D8 110	-	-	-	-	-	-	-	-	-	-
<b>E#8 111</b>	-	-	-	-	-	-	-	-	-	-
E8 112	-	-	-	-	-	-	-	-	-	-
F8 113	-	-	-	-	-	-	-	-	-	-
<b>F#8 114</b>	-	-	-	-	-	-	-	-	-	-
G8 115	-	-	-	-	-	-	-	-	-	-
<b>A#8 116</b>	-	-	-	-	-	-	-	-	-	-
A8 117	-	-	-	-	-	-	-	-	-	-
<b>B#8 118</b>	-	-	-	-	-	-	-	-	-	-
B8 119	-	-	-	-	-	-	-	-	-	-
C9 120	-	-	-	-	-	-	-	-	-	-
<b>C#9 121</b>	-	-	-	-	-	-	-	-	-	-
D9 122	-	-	-	-	-	-	-	-	-	-
<b>E#9 123</b>	-	-	-	-	-	-	-	-	-	-
E9 124	-	-	-	-	-	-	-	-	-	-
F9 125	-	-	-	-	-	-	-	-	-	-
<b>F#9 126</b>	-	-	-	-	-	-	-	-	-	-
G9 127	-	-	-	-	-	-	-	-	-	-

## Appendix

### Rhythm List

Rhythm Group	No.	Rhythm Name	On-screen Rhythm Name
POPS	00	8Beat 1	8Beat 1
	01	8Beat 2	8Beat 2
	02	8Beat Guitar	8Beat Gtr
	03	8Beat Dance	8Beat Dance
	04	Pop Rock 1	Pop Rock 1
	05	Pop Rock 2	Pop Rock 2
	06	16Beat 1	16Beat 1
	07	16Beat 2	16Beat 2
	08	Funk	Funk
	09	Fusion	Fusion
	10	Euro Pop	Euro Pop
	11	Soul	Soul
	12	Oldies Shuffle	Oldies Shfl
	13	60's Pop	60s Pop
	14	R&B	R&B
	15	Dance Soul	Dance Soul
	16	Shuffle Pop 1	ShufflePop 1
	17	Shuffle Pop 2	ShufflePop 2
18	Pop Waltz	Pop Waltz	
ROCK/DANCE	19	Rock 1	Rock 1
	20	60's Rock	60s Rock
	21	70's Rock	70s Rock
	22	Shuffle Rock	Shuffle Rock
	23	Rock 2	Rock 2
	24	Blues	Blues
	25	Shuffle Boogie	Shfl Boogie
	26	Twist	Twist
	27	Dance 1	Dance 1
	28	Dance 2	Dance 2
	29	Dance 3	Dance 3
	30	Disco Soul	Disco Soul
	31	70's Disco	70s Disco
	32	90's Dance	90s Dance
	33	Techno	Techno
	34	Electric Pop	Electric Pop
BALLAD	35	8Beat Ballad 1	8Beat Bld 1
	36	8Beat Ballad 2	8Beat Bld 2
	37	8Beat Ballad 3	8Beat Bld 3
	38	16Beat Ballad 1	16Beat Bld 1
	39	16Beat Ballad 2	16Beat Bld 2
	40	16Beat Ballad 3	16Beat Bld 3
	41	ShuffleBallad 1	ShuffleBld 1
	42	6/8 Ballad	6/8 Ballad
	43	ShuffleBallad 2	ShuffleBld 2
	JAZZ/LATIN	44	Big Band
45		Fox Trot	Fox Trot
46		Swing 1	Swing 1
47		Swing 2	Swing 2
48		Jazz Combo 1	Jazz Combo 1
49		Slow Swing	Slow Swing
50		Modern Jazz	Modern Jazz
51		Bossa Nova 1	Bossa Nova 1
52		Samba 1	Samba 1
53		Merengue	Merengue

Rhythm Group	No.	Rhythm Name	On-screen Rhythm Name
JAZZ/LATIN	54	Cha-Cha-Cha 1	Cha-Cha 1
	55	Salsa	Salsa
	56	Beguine	Beguine
	57	Rhumba 1	Rhumba 1
	58	Mambo	Mambo
	59	Tango	Tango
	VARIOUS	60	Polka
61		March 1	March 1
62		Waltz	Waltz
63		Bluegrass	Bluegrass
64		Country	Country
65		Gospel	Gospel
66		Broadway	Broadway
67		Hawaiian	Hawaiian
68		Reggae	Reggae
FOR PIANO			
Sub Group			
(BALLAD)	69	Piano Ballad 1	Piano Bld 1
	70	Piano Ballad 2	Piano Bld 2
	71	Piano Ballad 3	Piano Bld 3
	72	Ep Ballad 1	Ep Ballad 1
	73	Ep Ballad 2	Ep Ballad 2
	74	Ep Ballad 3	Ep Ballad 3
	75	Blues Ballad	Blues Ballad
	76	Piano Ballad 4	Piano Bld 4
	77	Easy Listening	EZ Listening
(JAZZ)	78	Jazz Combo 2	Jazz Combo 2
	79	Jazz Waltz	Jazz Waltz
	80	Mellow Jazz	Mellow Jazz
	81	Jazz Combo 3	Jazz Combo 3
	82	Swing 3	Swing 3
	83	Ragtime	Ragtime
	84	Boogie-Woogie	Boogie
(CLASSIC)	85	Arpeggio 1	Arpeggio 1
	86	Arpeggio 2	Arpeggio 2
	87	Arpeggio 3	Arpeggio 3
	88	Piano Waltz 1	PianoWaltz 1
	89	Piano Waltz 2	PianoWaltz 2
	90	Piano Waltz 3	PianoWaltz 3
(VARIOUS)	91	Piano Pop	Piano Pop
	92	6/8 March	6/8 March
	93	March 2	March 2
	94	2Beat	2Beat
	95	Piano Waltz 4	PianoWaltz 4
	96	Bossa Nova 2	Bossa Nova 2
	97	Samba 2	Samba 2
	98	Rhumba 2	Rhumba 2
	99	Cha-Cha-Cha 2	Cha-Cha 2

#### NOTE

- Rhythms whose names are shaded in the "Rhythm Name" column of the above table are piano-only accompaniment rhythms. These rhythms are made up of chord accompaniments only, without drum or other rhythm sounds. Because of this, these rhythms do not sound while auto accompaniment is turned off (all the indicator lamps above the MODE button are off). You can specify chords by using these rhythms while auto accompaniment is turned on (indicated when one of the indicator lamps above the MODE button is lit).

## Effect Table

### DSP EFFECT List

No.	Type Name
1	Reflection
2	Gate Reverb
3	Chorus
4	Ensemble
5	Delay
6	Cross Delay
7	Phaser
8	Flanger
9	Loudness
10	Tremolo
11	Auto Pan
12	Rotary
13	Distortion
14	Auto Wah
15	Ring Mod.
16	Lo-Fi

### CHORUS EFFECT List

No.	Type Name
1	Chorus 1
2	Chorus 2
3	Chorus 3
4	Chorus 4
5	F-backChorus
6	Flanger
7	Short Delay
8	ShortDelayFB

### REVERB EFFECT List

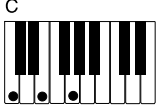
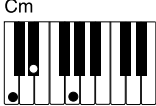
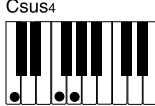
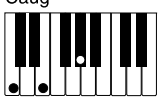
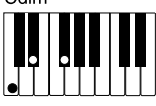
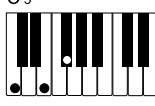
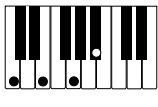
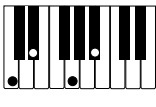
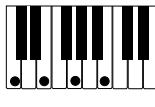



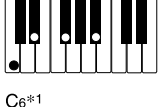

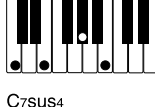

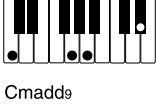




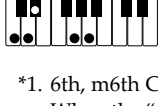

No.	Type Name
1	Room 1
2	Room 2
3	Room 3
4	Stage
5	Hall 1
6	Hall 2
7	Delay
8	Pan Delay

## Appendix

# Fingered/Full Range Chord Table

Example: Root C


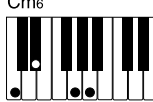
### Root Position Chords (23 types)

**\*1. 6th, m6th Chords**

When the "6th chord" option is turned off, there must be at least five intervals separating the bass note and second note, as shown above.

When the "6th chord" option is turned on, you can specify a 6th chord by fingering the root position chord plus the 6th note, as shown below.

	
--	---

### On Bass Chords: When the bass note is a chord component (33 types)

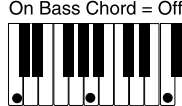
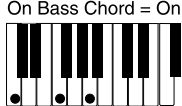
In either of the following cases, the lowest note is interpreted as the bass note, and the chord is interpreted as one of the chords shown below.

- When the lowest note is more than five intervals from the second note
- When the "On Bass Chord" setting is turned on

**• 3-Note Chords**

F/C	A <sup>b</sup> /C	Fm/C
Am/C	Fsus4/C	Gsus4/C
Adim/C	F <sup>#</sup> dim/C	A <sup>b</sup> 5/C

F<sup>#</sup>5/C  
*Example:*  
 F/C

	
--	---

**• 4-Note Chords**

F7/C	A <sup>b</sup> 7/C	Fm7/C	Am7/C*2
Fm7/C	A <sup>b</sup> M7/C	FmM7/C	AmM7/C
F <sup>#</sup> dimM7/C	AdimM7/C	F <sup>#</sup> m7 <sup>b</sup> 5/C	
Eaug7/C	A <sup>b</sup> aug7/C	EaugM7/C	A <sup>b</sup> augM7/C
F7sus4/C	G7sus4/C		
Fadd9/C	A <sup>b</sup> add9/C	Fmadd9/C	Amadd9/C
A <sup>b</sup> 7 <sup>b</sup> 5/C			

**\*2.** A fingering that includes the 5th (E) is interpreted as Am7/C, while a fingering that does not include the 5th is interpreted as C6.

**On Bass Chords: When the bass note is not a chord component (122 types)**

In either of the following cases, the lowest note is interpreted as the bass note, and the chord is interpreted as one of the chords shown below.

- ◆ When the lowest note is more than five intervals from the second note
- ◆ When the "On Bass Chord" setting is turned on

● **major chord type**

F<sup>#</sup>/C G/C A/C B<sup>b</sup>/C C<sup>#</sup>/C D/C

● **minor chord type**

F<sup>#</sup>m/C Gm/C A<sup>b</sup>m/C B<sup>b</sup>m/C  
Bm/C C<sup>#</sup>m/C Dm/C

● **sus4 type**

C<sup>#</sup>sus4/C Dsus4/C F<sup>#</sup>sus4/C A<sup>b</sup>sus4/C  
Asus4/C Bsus4/C

● **dim type**

Fdim/C Gdim/C A<sup>b</sup>dim/C Bdim/C  
C<sup>#</sup>dim/C Ddim/C

● **aug type**

C<sup>#</sup>aug/C Daug/C

● **major <sup>b</sup>5 type**

C<sup>#</sup><sup>b</sup>5/C F<sup>b</sup>5/C G<sup>b</sup>5/C A<sup>b</sup>5/C

● **7th type**

C<sup>#</sup>7/C E<sup>b</sup>7/C E7/C F<sup>#</sup>7/C  
G7/C A7/C B<sup>b</sup>7/C B7/C

● **m7th type**

C<sup>#</sup>m7/C E<sup>b</sup>m7/C F<sup>#</sup>m7/C Gm7/C  
A<sup>b</sup>m7/C B<sup>b</sup>m7/C Bm7/C

● **M7th type**

DM7/C EM7/C F<sup>#</sup>M7/C GM7/C  
AM7/C B<sup>b</sup>M7/C BM7/C

● **mM7th type**

DmM7/C EmM7/C F<sup>#</sup>mM7/C GmM7/C  
A<sup>b</sup>mM7/C B<sup>b</sup>mM7/C BmM7/C

● **dim7 type**

Ddim7/C

● **dimM7 type**

DdimM7/C FdimM7/C GdimM7/C  
A<sup>b</sup>dimM7/C B<sup>b</sup>dimM7/C BdimM7/C

● **m<sup>7</sup>5 type**

C<sup>#</sup>m<sup>7</sup>5/C E<sup>b</sup>m<sup>7</sup>5/C Fm<sup>7</sup>5/C Gm<sup>7</sup>5/C  
A<sup>b</sup>m<sup>7</sup>5/C B<sup>b</sup>m<sup>7</sup>5/C Bm<sup>7</sup>5/C

● **aug7 type**

C<sup>#</sup>aug7/C E<sup>b</sup>aug7/C Faug7/C F<sup>#</sup>aug7/C  
Aaug7/C B<sup>b</sup>aug7/C

● **augM7 type**

DaugM7/C FaugM7/C F<sup>#</sup>augM7/C GaugM7/C  
AaugM7/C B<sup>b</sup>augM7/C BaugM7/C

● **7sus4 type**

C<sup>#</sup>7sus4/C E<sup>b</sup>7sus4/C E7sus4/C F<sup>#</sup>7sus4/C  
A<sup>b</sup>7sus4/C B<sup>b</sup>7sus4/C B7sus4/C

● **add9 type**

C<sup>#</sup>add9/C Eadd9/C F<sup>#</sup>add9/C Gadd9/C  
Aadd9/C Badd9/C

● **m add9 type**

Dm add9/C F<sup>#</sup>m add9/C Gm add9/C A<sup>b</sup>m add9/C  
Bm add9/C

● **69 type**

C<sup>#</sup>69/C D69/C E69/C F<sup>#</sup>69/C  
G69/C A69/C B69/C

● **m69 type**

C<sup>#</sup>m69/C Dm69/C Em69/C F<sup>#</sup>m69/C  
A<sup>b</sup>m69/C Bm69/C


● **7<sup>b</sup>5 type**

C<sup>#</sup>7<sup>b</sup>5/C A7<sup>b</sup>5/C B<sup>b</sup>7<sup>b</sup>5/C B7<sup>b</sup>5/C

## Appendix

### Tension Chords (20 Types)

Tension chords are recognized only while the "Tension Chord" setting is turned on.



### Tension Chord On Bass Chords (39 Types)

In either of the following cases, the lowest note is interpreted as the bass note, and the chord is interpreted as one of the chords shown below only when the "Tension Chord" setting is turned on.

- When the lowest note is more than five intervals from the second note
- When the "On Bass Chord" setting is turned on

A <sup>b</sup> (#11)/C	D(#11)/C	Fm(11)/C
D6(#11)/C		
D7(#9)/C	D7(9)/C	D7(#9)/C
F7(#9)/C	F7(#9)/C	F7(13)/C
A <sup>b</sup> 7(#9)/C	A <sup>b</sup> 7(9)/C	A <sup>b</sup> 7(#11)/C
A <sup>b</sup> 7(13)/C		
D7(9, #11)/C	D7(#9, #11)/C	
F7(#9, #11)/C	F7(9, #11)/C	F7(#9, #11)/C
F7(#11, 13)/C	A <sup>b</sup> 7(#9, #11)/C	
A <sup>b</sup> 7(9, #11)/C	A <sup>b</sup> 7(#9, #11)/C	A <sup>b</sup> 7(#11, 13)/C
C <sup>#</sup> m(11)/C	Dm(11)/C	Fm7(9)/C
Fm7(13)/C	Am7(9)/C*3	Am7(13)/C*4
C <sup>#</sup> (#11)/C	FM7(9)/C	FM7(#11)/C
A <sup>b</sup> M7(9)/C	A <sup>b</sup> M7(#11)/C	FmM7(9)/C
FmM7(11)/C	AmM7(9)/C	AmM7(11)/C

\*3. A fingering that includes the 5th (E) is interpreted as Am7(9)/C, while a fingering that does not include the 5th is interpreted as CM7(13).

\*4. A fingering that includes the 5th (E) is interpreted as Am7(13)/C, and a fingering that does not include the 5th is not recognized.



## Song List

No.	Music Library Group/Title	Composer	On-screen Song Name	Number of Arrangement Levels	Auto Accompaniment Tune
<b>STANDARD</b>					
1	Over The Rainbow	H. Arlen	OverTheRainb	3	
2	Someday My Prince Will Come	F.Churchill	SomedayMyPri	3	
3	Waltz For Debby	B.Evans	WaltzForDebb	3	
4	My Favorite Things	R.F.Rodgers	MyFavoriteTh	3	
5	Autumn Leaves	J.Kosma	AutumnLeaves	3	
6	energy flow	Ryuichi Sakamoto	energy flow	3	
7	Ballade Pour Adeline	P.Senneville	BalladePourA	3	
8	The Entertainer	S.Joplin	Entertainer	3	
9	Maple Leaf Rag	S.Joplin	MapleLeafRag	3	
<b>CLASSIC 1</b>					
10	Piano Concerto No.1 Op.23 1st Mov.	P.I.Tchaikovsky	P.Concerto 1	3	
11	March From "The Nutcracker"	P.I.Tchaikovsky	Nutcracker	3	
12	Etude Op.10 No.3 "Chanson de l'adieu"	F.F.Chopin	Etude 10-3	3	
13	Fantaisie-Improptu Op.66	F.F.Chopin	Fantaisie Imp	3	
14	Valse Op.64 No.2	F.F.Chopin	Valse 64-2	3	
15	Prelude Op.28 No.7	F.F.Chopin	Prelude 28-7	3	
16	Nocturne Op.9 No.2	F.F.Chopin	Nocturne 9-2	3	
17	Hungarian Dances No.5	J.Brahms	HungriaDance	3	
18	La Fille aux Cheveux de Lin	C.A.Debussy	La Fille Aux	3	
19	Arabesque No.1	C.A.Debussy	Arabesque 1	3	
20	Promenade From "Tableaux d'une Exposition"	M.Mussorgsky	Promenade	3	
21	Fröhlicher Landmann	R.Schumann	Landmann	3	
22	Von fremden Ländern und Menschen	R.Schumann	ForeignLands	3	
23	Träumerei	R.Schumann	Traumeri	3	
24	La Prière d'une Vierge	T.Badarzewska	La Priere	3	
25	Gymnopédies No.1	E.Satie	Gymnopedies1	3	
26	Je Te Veux	E.Satie	Je Te Veux	3	
27	Liebesträume No.3	F.Liszt	Liebestraume	3	
28	Moments Musicaux Op.94 No.3	F.P.Schubert	MomentMusica	3	
29	Impromptu Op.142 No.3 "Thema"	F.P.Schubert	Impromptu	3	
30	La Chevaleresque	F.Burgmüller	Chevaleresqu	3	
31	O mio babbino caro From "Gianni Schicchi"	G.Puccini	O MioBabbino	3	
<b>CLASSIC 2</b>					
32	Canon in D Major	J.Pachelbel	Canon (D Maj)	3	
33	Klavierbüchlein für Anna Magdalena Bach "Menuet"	J.S.Bach	Menuet	2	
34	Invention No.1	J.S.Bach	Invention 1	3	
35	Invention No.13	J.S.Bach	Invention 13	3	
36	Wohltemperierte Klavier I Praeludium 1	J.S.Bach	Praeludium 1	3	

## Appendix

No.	Music Library Group/Title	Composer	On-screen Song Name	Number of Arrangement Levels	Auto Accompaniment Tune
37	Goldberg-Variationen Aria	J.S.Bach	GoldbergAria	3	
38	Goldberg-Variationen Var.30	J.S.Bach	Goldberg V30	3	
39	Sonata K.545 1st Mov.	W.A.Mozart	K.545 1 Mov	3	
40	Variations on "Ah, Vous Dirai-je, Maman" K.265	W.A.Mozart	Ah_VousDirai	3	
41	Sonata K.331 1st Mov. Theme	W.A.Mozart	K.331 Theme	3	
42	Sonata K.331 3rd Mov. "Turkish March"	W.A.Mozart	TurkishMarch	3	
43	Sonatina Op.36 No.1 1st Mov.	M.Clementi	Sonatina 36	2	
44	Sonata Op.13 "Pathétique" 2nd Mov.	L.v.Beethoven	Pathetique 2	3	
45	Sonata Op.27 No.2 "Moonlight" 1st Mov.	L.v.Beethoven	Moonlight 1	3	
46	Für Elise	L.v.Beethoven	Für Elise	3	
<b>VARIOUS</b>					
47	Happy Birthday To You	M.J.Hill & P.S.Hill	HappyBirthda	1	★
48	Jingle Bells	J.Pierpont	Jingle Bells	1	★
49	Silent Night	F.Gruber	Silent Night	1	★
50	We Wish You A Merry Christmas	British Folk Song	WeWishU Xmas	1	★
51	Joy To The World	G.F.Händel	Joy To World	2	
52	Auld Lang Syne	Scottish Folk Song	AuldLangSyne	1	★
53	Chopsticks	Traditional	Chopsticks	2	
54	Neko Funjyatta	Unknown	NekoFunjatta	2	
55	Sippin' Cider Through A Straw	American Folk Song	Sippin'Cider	1	★
56	Grandfather's Clock	H.Work	GrndpasClock	1	★
57	Yankee Doodle	American Folk Song	YankeeDoodle	1	★
58	Le Pianiste-Virtuose No.1	C.Hanon	Hanon no.1	1	
59	Le Pianiste-Virtuose No.39 C_Am	C.Hanon	Scale C-Am	1	
60	Le Pianiste-Virtuose No.39 F_Dm	C.Hanon	Scale F-Dm	1	
61	Le Pianiste-Virtuose No.39 B_Gm	C.Hanon	Scale B-Gm	1	
62	Le Pianiste-Virtuose No.39 E_Cm	C.Hanon	Scale E-Cm	1	
63	Le Pianiste-Virtuose No.39 A_Fm	C.Hanon	Scale A-Fm	1	
64	Le Pianiste-Virtuose No.39 D_Bm	C.Hanon	Scale D-Bm	1	
65	Le Pianiste-Virtuose No.39 G_Em	C.Hanon	Scale G-Em	1	
66	Le Pianiste-Virtuose No.39 B_G#m	C.Hanon	Scale B-G#m	1	
67	Le Pianiste-Virtuose No.39 E_C#m	C.Hanon	Scale E-C#m	1	
68	Le Pianiste-Virtuose No.39 A_F#m	C.Hanon	Scale A-F#m	1	
69	Le Pianiste-Virtuose No.39 D_B#m	C.Hanon	Scale D-B#m	1	
70	Le Pianiste-Virtuose No.39 G_E#m	C.Hanon	Scale G-E#m	1	